

FINITION COFFRE DESIGN

Référence CDESIGN

STANDARD

Tube	Ø36 mm
Support de fixation	métal
Chainette	métal
Pose	face ou plafond
Enroulement	intérieur

OPTIONS

MANOEUVRE

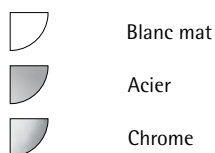
Motorisation	non
Guidage	non
Coulisses	non
Treuil et manivelle	non




Coffre chrome Et toile Linen feeling col. Anthracite C0060 9287

COLORIS DISPONIBLES

Coffre

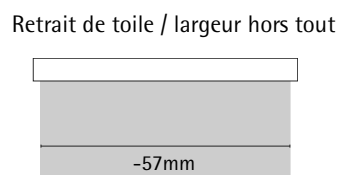
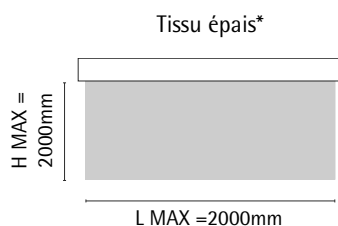
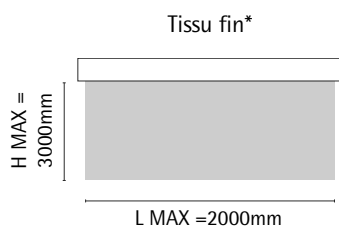


Chainette métal



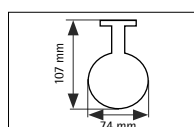
LIMITES DIMENSIONNELLES

Largeur minimum : 600mm

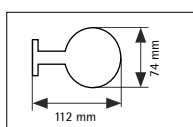


* Voir infos tissuthèque

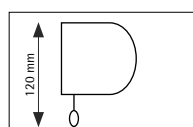
SCHÉMAS DES SUPPORTS DE FIXATION



Fixation plafond



Fixation murale



Encombrement total