

FINITION COFFRE DESIGN

Référence CDESIGN

STANDARD

Tube	Ø36 mm
Support	métal
Chainette	métal
Pose	face ou plafond
Enroulement	intérieur

OPTIONS

MANOEUVRE

Motorisation	non
Guidage	non
Coulisses	non
Treuil et manivelle	non



COLORIS DISPONIBLES

Coffre



Blanc

Noir

Acier

Chrome

Chainette métal



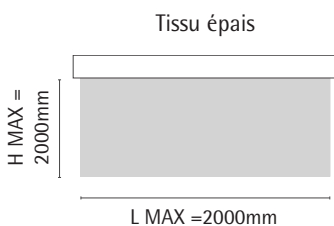
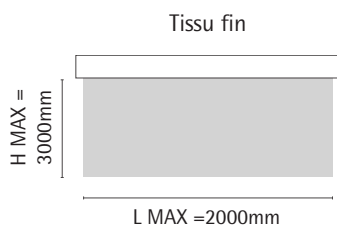
Noir

Argent

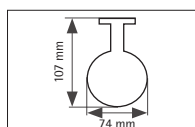
Chrome

Bronze

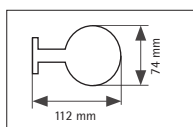
LIMITES DIMENSIONNELLES



SCHÉMAS DES SUPPORTS DE FIXATION



Fixation plafond



Fixation murale